
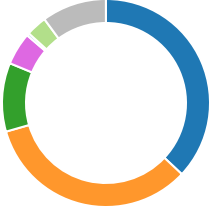
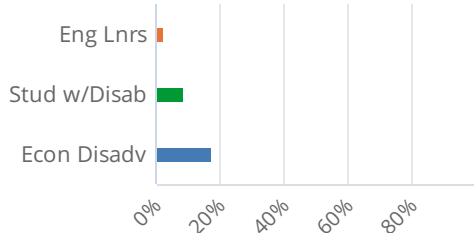


<p><i>School Level:</i> Elementary School</p> <p><i>Grade Levels:</i> OK-08</p> <p><i>District:</i> State Public Charter School Authority</p> <p><i>School Address:</i> 6475 Valley Drive North Las Vegas, NV 89048</p>	 <p>49 Total Index Score</p>	<p>School Type: <i>Charter SPCSA</i></p> <p>School Designation: <i>No Designation</i></p> <p>95% Assessment Participation: <i>Met</i></p>
---	--	---

 <p>Student Race/Ethnicity</p> <ul style="list-style-type: none"> 33.3% White 10.6% Bl/Afr Am 36.7% Hisp/Latino 5% Asian 0.4% Am Ind/AK Nat 3.2% Pac Isl 10% Two or More 	<p>School Performance History</p> <table border="1"> <thead> <tr> <th>School Year</th> <th>Index Score</th> <th>Star Rating</th> </tr> </thead> <tbody> <tr> <td>2017-2018</td> <td>N/A</td> <td>N/A</td> </tr> <tr> <td>2016-2017</td> <td>N/A</td> <td>N/A</td> </tr> </tbody> </table>	School Year	Index Score	Star Rating	2017-2018	N/A	N/A	2016-2017	N/A	N/A	<p>Alternative Student Groups</p>  <ul style="list-style-type: none"> Eng Lnrs Stud w/Disab Econ Disadv
School Year	Index Score	Star Rating									
2017-2018	N/A	N/A									
2016-2017	N/A	N/A									

What does my school rating mean?

Two-Star school: Identifies a school that has **partially met** the state's standard for performance. Students and subgroups often meet expectations for academic performance or growth but may have multiple areas that require improvement. Areas requiring significant improvement are uncommon. The school must submit an improvement plan that identifies supports tailored to subgroups and indicators that are below standard.


How are school star ratings determined?

Schools receive points based on student performance across various Indicators and Measures. These points are totaled and divided by the points possible to produce an index score from 1-100. This index score is associated with a one- to five-star school rating.

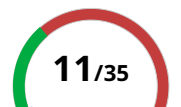
How are star ratings determined based on total index score?

- Below 27 ★
- At or above 27 but less than 50 ★★
- At or above 50 and less than 67 ★★★
- At or above 67 and less than 84 ★★★★
- At or above 84 ★★★★★


2018-2019 School Performance

 **Academic Achievement Indicator**


Measure	School Rate	District Rate
Pooled Proficiency	48.6	54
Math Proficiency	50	54.5
ELA Proficiency	54.5	60.1
Science Proficiency	24.6	34.7
Read-by-Grade-3 Proficiency	55	56.7

 **Growth Indicator**


Measure	School Median	District Median
Math MGP	37	55
ELA MGP	43	52
	School Rate	District Rate
Met Math AGP Target	27.6	49.7
Met ELA AGP Target	50.6	59.7

 **English Language Proficiency Indicator**

Measure	School Rate	District Rate
Met EL AGP Target	60	56.7

 **Closing Opportunity Gaps Indicator**

Measure	School Rate	District Rate
Prior Non-Proficient Met	9.5	27.8
Math AGP Target		
Prior Non-Proficient Met	32	39.2
ELA AGP Target		

 **Student Engagement Indicator**

Measure	School Rate	District Rate
Chronic Absenteeism	6.7	8
Climate Survey Participation	97	N/A

Climate Survey Participation is not a point-earning measure.